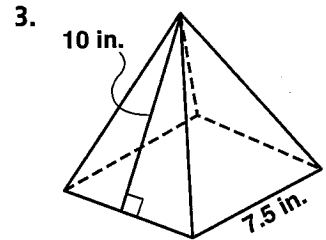
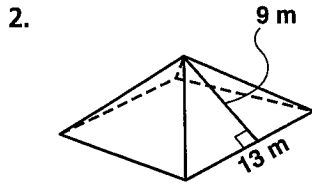
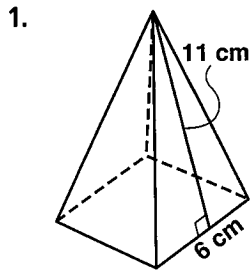


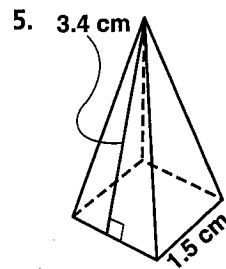
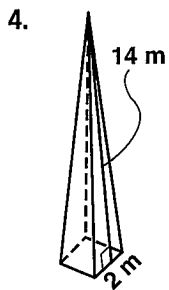
Practice 8-5

Surface Areas of Pyramids and Cones

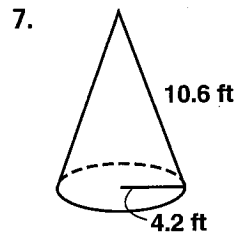
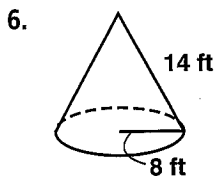
Use a net to find the surface area of each square pyramid to the nearest square unit.



Find the lateral area of each pyramid to the nearest whole square unit.



Find the surface area of each cone to the nearest square unit.



Find the lateral area of each cone to the nearest square unit.

